



Accommodation Sheet

General information

| | |
|---------------------------------------|--|
| Accommodation name | Hotel Victoria |
| Typology | Hotel |
| Address | Via P. Buonaparte 240 |
| City | Viareggio |
| Contacts | Tel +39 0584 48526 Email: info@vittoriaalbergo.it |
| Website | www.vittoriaalbergo.com |
| WCAG 2.1 compliant accessible website | NO |
| Online bookings | YES |
| Short description | The Hotel Vittoria is located in the center of Viareggio, a stone's throw from the "promenade", the sea and immediately in front of the pine forest. |

TESTED AND REVIEWED BY: [Handy Superabile Social Promotion Association](#) in 2024

Please note The following information refers to the date of verification shown at the bottom of each sheet. The Association is not responsible for any significant changes made by the property after the visit.





Summary

| | |
|---|----|
| Accommodation sheet | 1 |
| General information | 1 |
| Arrival at the property..... | 3 |
| How to reach the property..... | 3 |
| Pathway from the private/public car park to the entrance | 4 |
| Entrance to the structure..... | 5 |
| Hall - Reception | 7 |
| Rooms/apartments | 8 |
| Rooms/apartments adapted for guests with reduced mobility..... | 8 |
| Toilet facilities in the guest room for guests with reduced mobility..... | 9 |
| Bar/restaurant | 11 |
| Internal pathways and common services | 13 |
| Internal pathways..... | 13 |
| Communal toilets | 14 |
| Medical practices/healthcare facilities..... | 15 |





Arrival at the property

How to reach the property

| | |
|--|--|
| By car | <p>from the north: From the north and from the A1 motorway, take the A11 Firenze Mare motorway in the direction of Lucca-Pisa. After Lucca, follow the signs for Viareggio, continue for another 18 km and exit at Viareggio. From Genoa and the A12 motorway, take the Viareggio exit.</p> <p>from the south: From the south and from the A1 Rome-Florence highway, take the A11 Firenze Mare highway in the direction of Lucca-Pisa north. After Lucca, follow the signs for Viareggio and continue for another 18 km. From the motorway exit, follow the signs for Marco Polo and then for the sea.</p> |
| By plane | G. Galilei Airport Pisa |
| Assistance service for people with disabilities | YES |
| Embarkation/disembarkation of passengers with reduced mobility | with courtesy chair and ambulift /Finger. Full assistance is provided on departure and arrival. |
| Tactile paths for the blind and visually impaired | YES, there are LOGES routes complete with tactile maps to facilitate movement. |
| There is a toilet room accessible with grab handles | YES |
| Present shuttle transfer | YES. Automated ecological shuttle "PEOPLE MOVER" to Pisa central station. |
| By train | |
| Nearest station | name Viareggio |





| | |
|---|---|
| Assistance service for people with disabilities | YES |
| Eventual notes | Information on disabled accessibility: the Viareggio station is equipped with a forklift and dedicated assistance service for disabled guests. To request the assistance service, passengers with reduced mobility can contact the railway company with which they have chosen to travel, or send an e-mail (at least 24 hours in advance) to one of the 14 Sala Blu or go directly to one of the 14 Sale Blu or call the single national number 199 30 30 60 connected to the 14 Sala Blu and active every day, holidays included, from 6:45 am to 9:30 pm |

Pathway from the private/public car park to the entrance

| | |
|---|--|
| Presence of private parking | NO but there are 2 parking spaces nearby reserved for guests with reduced mobility |
| Public parking nearby | YES |
| Type of flooring in the public car park | asphalt |
| Presence of parking space reserved for people with disabilities in the public parking lot | YES 1 for every 50 seats |
| Describe the route from the car park to the entrance and any critical issues | flat |
| Distance from parking to entrance | From 15 to 50 meters |





Entrance to the structure


| | |
|---------------------------------------|---|
| There is an accessible entrance | YES main entrance |
| How to access the structure | <input checked="" type="checkbox"/> via ramp connecting with the pavement |
| Type of entrance door | Automatic |
| Useful width of door/entrance gate | Above 90 cm |
| There are indicators and tactile maps | NO |



Project promoted by



Regione Toscana





Project carried out with the contribution of the



Presidenza del
Consiglio dei Ministri
Ministro per la disabilità



Hall - Reception

| | |
|--|---|
| How to reach it from the entrance | flat |
| Reception desk height | 119 cm |
| Presence of multilingual staff | YES |
| Type of information material | <input type="checkbox"/> deaf guests can request a Braille guide to Viareggio <input checked="" type="checkbox"/> YES with brochure |
| Initial assistance is provided for visitors with disabilities | <input checked="" type="checkbox"/> YES with orientation tour of the structure <input checked="" type="checkbox"/> YES with room accompaniment <input type="checkbox"/> YES with porter service |
| The following aids are provided for visitors with disabilities | <input type="checkbox"/> manual wheelchair <input type="checkbox"/> Crutches <input type="checkbox"/> Comfortable shower chair |
| The staff followed a training course on welcoming people with different disabilities | NO |
|  |  |





Rooms/apartments

Rooms/apartments adapted for guests with reduced mobility

| | |
|---|--|
| Number and type of rooms/apartments equipped/usable by people with reduced mobility | <input checked="" type="checkbox"/> double rooms 2 Num |
| Access to the lobby room | <input checked="" type="checkbox"/> by elevator |
| Room access | <input checked="" type="checkbox"/> flat |
| Type of entrance door | with lever handle |
| Usable width of entrance door | 80 cm |
| Bed type and height | double bed 57 cm high |
| Free spaces on the sides of the bed | left Above 90 cm right Above 90 cm frontal Above 90 cm |
| Cabinet Type | sliding doors |
| Free space under the desk | 62 cm |
| In-room options are available | <input type="checkbox"/> air conditioner and telephone with a dot on the button 5 <input checked="" type="checkbox"/> minibar |





Toilet facilities in the guest room for guests with reduced mobility

| | |
|---|------------------|
| Access to the premises | flat |
| Usable width of the entrance door | 77 cm |
| Toilet height | 54 cm |
| Toilet seat with open front tooth | YES |
| Support handles | on both sides |
| Flexible shower on the side of the toilet | NO |
| Free space on the sides of the toilet | left Above 90 cm |





| | |
|--|---|
| | right 22 cm frontal Above 90 cm |
| Electric doorbell/telephone on the side of the toilet | NO |
| Washbasin with space underneath for wheelchair approach | 77 cm |
| Height from the ground lower edge mirror | sufficient for use by a person in a wheelchair |
|  |  |
| Accessible shower available for guests with reduced mobility | YES flush with the floor |
| Type of shower | open type |
| Shower chair | collapsible |
| Support handle | YES |
| Presence of shower head or sliding rails | with flexible hand shower |
| Electric doorbell/telephone on the side of the shower | YES |





Bar/restaurant

| | |
|--|---|
| Type of venue | Restaurant |
| Access to the premises | <input checked="" type="checkbox"/> flat |
| Useful width of door/entrance gate | Above 90 cm |
| Height of the buffet counter | 78 cm high |
| Types of tables | 4-shank |
| Space under floor tables | 77 cm |
| Availability of high chairs for babies | YES on request |
| Multilingual menu | YES |
| Menu with app | NO |
| Braille menu | NO |
| Table service for people with disabilities | YES |
| Availability of foods for celiacs | <input checked="" type="checkbox"/> bread, pasta, biscuits, ice cream <input checked="" type="checkbox"/> pre-packaged foods |
| A customer with reduced mobility can always reserve the same table | YES |






| | |
|--|--|
| <p>There are toilets that can be used by a guest with reduced mobility (see "accessible toilets in the internal paths and common services)</p> | <p>NO</p> |
| <p>There is an area reserved for lunch for younger guests</p> | <p>NO</p> |
| <p>A fully equipped baby feeding service is available</p> | <p>YES on request</p> |
|  |  |
|  |  |
| <p>The restaurant has an outdoor veranda / dehors</p> | <p>YES with 15 cm step from the inside, flat from the outside</p> |
| <p>Types of tables</p> | <p>with central support</p> |





Internal pathways and common services



Internal pathways

| | |
|--|--|
| <p>Indicate whether the paths connecting with the common areas are flat or with ramps or steps, in addition to those already described</p> | <p>Along the internal paths there are no tactile signs (loges-vector-chromatic variations) that favor orientation for the blind and visually impaired.</p> <p>The rooms and common areas can be reached on the floor or by lift.</p> <p>Elevator: The door has a net cabin span of 79 cm and sliding doors. The cabin measures 126 x 95 cm and the highest key is at 129 cm. The external call button is instead 107 cm from the ground and both keyboards have braille buttons.</p> |
|  | |
| <p>From the visited room to the common areas there are maps and tactile signs for the blind</p> | <p>NO</p> |





Communal toilets

| | |
|---|--|
| Location of the venue | near the lobby |
| How to access the premises | flat |
| Usable width of the entrance door | 80 cm |
| Toilet height | Not detected |
| Toilet seat with open front tooth | YES |
| Support handles | on both sides |
| Flexible shower on the side of the toilet | YES |
| Free space on the sides of the toilet | left 60 cm right 38 cm frontal Above 90 cm |
| Electric doorbell/telephone on the side of the toilet | NO |
| Washbasin with space underneath for wheelchair approach | 77 cm |
| Height from the ground lower edge mirror | sufficient for use by a person in a wheelchair |
| Baby changing table | NO |
|  |  |





Medical practices/healthcare facilities

| | |
|-----------------------------|---|
| Hospitals near the property | <p>Versilia Hospital Via SS 1 335 Lido di Camaiore (LU) Tel +39 0584 6051 Distance 5.7 km</p> <p>Civil Hospital, UsI Toscana nord ovest presidio territoriale G. Tabarracci Via A. Fratti 530 Viareggio (LU) Tel +39 0584 6059320/6059219</p> |
| Any dialysis facilities | <p>Cisanello Hospital Pisa.</p> <p>In the period June-September holiday dialysis service with availability of n. 6 beds; The treatments will be divided into three days a week (Monday, Wednesday and Friday) in the evening from 18.00 to 24.00</p> <p>Phone +39 050 997250/997253/997256 call from 8.00 a.m. to 2.00 p.m.</p> <p>Email nefrotrap.pisa@ao-pisa.toscana.it</p> |
| Other healthcare facilities | <p>Croce Verde Viareggio Corso G. Garibaldi 208 Viareggio (LU) Tel +39 0584 30885</p> |

